

# The new BMW X5. Table of contents.



<b>Main characteristics.</b> .....	2
<b>The original – now even greater supremacy: The new BMW X5.</b> .....	6
<b>Technical specifications.</b> .....	19
<b>Output and torque diagrams.</b> .....	23
<b>Exterior and interior dimensions.</b> .....	27

# Main characteristics.



- With an entirely revised range of engines, concise design modifications and innovate driver assistance systems, the new BMW X5 continues to strengthen its supremacy within the competitive environment. The consistent further development has led to even further improved standards in terms of sporting performance and efficiency, modern aesthetics and exclusivity. With greater supremacy than ever, the new BMW X5 clearly underlines the driving pleasure that is characteristic of a luxurious Sports Activity Vehicle. Consequently, it remains the benchmark and spearhead within this particular vehicle segment, which was initially established by the first generation of the BMW X5.
- Thanks to BMW EfficientDynamics, all versions of the new BMW X5 achieve the optimum ratio between performance and fuel consumption in each of their engine classes. The new top-of-the-range model is the BMW X5 xDrive50i, whose V8 power unit featuring BMW TwinPower Turbo and direct petrol injection (High Precision Injection) has an output of 300 kW/407 bhp. The new BMW X5 xDrive35i is powered by a 225 kW/306 bhp straight six-cylinder engine with BMW TwinPower Turbo, High Precision Injection and VALVETRONIC. The all-aluminium six-cylinder diesel with TwinPower Turbo and Common Rail direct injection featured in the BMW X5 xDrive40d delivers the same output and a maximum torque of 600 Nm. With an average fuel consumption of 7.4 litres/100 km in the EU test cycle, the BMW X5 xDrive30d with 180 kW/245 bhp achieves top-level efficiency values. All engines comply with EU5 emission standards.
- All versions of the new BMW X5 are equipped with an eight-speed automatic transmission as standard. With its innovative gear set configuration as well as minimum converter slip, it offers a combination of outstanding shifting dynamics, optimised effectiveness and the highest degree of comfort. Consequently, the eight-speed automatic transmission is a further factor contributing towards enhanced road performance and efficiency.
- The design of the new BMW X5 is characterised by well-balanced proportions that make the vehicle look exquisitely dynamic and elegant.

Thanks to specific modifications to the front and rear end, all versions of the BMW X5 clearly visualise a marked increase in driving dynamics.

Larger side air intakes at the front and an increased proportion of surfaces painted in body colour within the area of the front and rear end aprons point to an increase in engine output and emphasise the vehicle's orientation to the road. The new BMW X5's athletic character is additionally underlined by the reshaped rear bumper and the tailpipe surrounds.

- The dual round headlamps featured in the new BMW X5 are, in conjunction with optional Xenon lights, fitted with LED corona rings which serve as exceptionally high-class and effective daytime running lights. The L-shaped, redesigned taillights, each with two homogeneously illuminated LED light banks, reflect the brand-typical night-time design of the rear end.
- The interior of the new BMW X5 impresses with a high degree of variability and a luxurious ambience. The high seating position permits an optimum view of the current traffic situation. The standard equipment includes the latest generation of the iDrive control system, which offers additional possibilities for convenient and intuitive control of all standard and optional audio, navigation and telecommunication functions. The flexibly utilisable luggage compartment can be extended from a capacity of 620 litres to a maximum of 1,750 litres. Thanks to third-row seats, the BMW X5 can accommodate up to seven persons.
- The BMW xDrive intelligent four-wheel drive system distributes drive torque between the front and rear axels via an electronically controlled multi-disc clutch. DSC Dynamic Stability Control ensures rapid, situation-related response, enhancing both driving dynamics and traction. Thanks to a revised, more neutrally interpreted basic configuration, xDrive now contributes more significantly towards an increase in driving dynamics. Moreover, spring and damper adjustment of the BMW X5 xDrive50i and the BMW X5 xDrive40d systems have undergone model-specific modifications. The standard equipment of the new BMW X5 also includes the speed-dependent Servotronic steering assist system. Newly devised Active Steering and Adaptive Drive are optionally available.
- Within the framework of BMW ConnectedDrive, the new BMW X5 offers a multitude of unique driver assistance systems and services for optimising comfort, safety and for the use of the infotainment functions. In addition to the Head-up Display, Adaptive Cornering Headlights, High-Beam

Assistant, Park Distance Control and reversing camera with Surround View, the functions Active Cruise Control with Stop & Go function, Lane Departure Warning, Speed limit Info and Side View are all available for the BMW X5.

- In addition to the extremely stiff body structure, standard equipment incorporating front and side airbags, side head airbags for the front and second-row seats, three-point automatic safety belts for all seats, belt tensioners and belt force limiters as well as crash-active front headrests and the ISOFIX child seat system at the rear contribute towards optimising occupant protection. Furthermore, the new BMW X5 is equipped with adaptive brake lights, runflat safety tyres and a tyre defect indicator.
- High-quality materials, premium finish and a comprehensive range of standard equipment characterise the luxurious style of the new BMW X5. Four-zone automatic climate control is available as an alternative to regular automatic climate control. The navigation system Professional features a hard disk storage unit for digital maps and the personal music collection. The audio equipment comprises an MP3-compatible CD player and an AUX-IN connection. Further options include, inter alia, a USB audio connection, the BMW Individual high-end audio system, a DVD changer and a DVD entertainment system. New exterior and interior colours and light-alloy wheels add to the modern look of the car.
- Engine variants:  
BMW X5 xDrive50i: V8 petrol engine with BMW TwinPower Turbo and direct injection (High Precision Injection),  
displacement 4,395 cc, power output: 300 kW/407 bhp at 5,500 – 6,400 rpm,  
max. torque: 600 Nm at 1,750 – 4,500 rpm,  
acceleration [0 – 100 km/h]: 5.5 seconds,  
top speed: 250 km/h,  
average fuel consumption according to EU: 12.5 litres/100 kilometres,  
CO<sub>2</sub> emission level according to EU: 292 g/km, emission standard: EU5.  
  
BMW X5 xDrive35i: Straight six-cylinder petrol engine with BMW TwinPower Turbo, direct injection (High Precision Injection) and VALVETRONIC fully variable valve control,  
displacement 2,979 cc, power output: 225 kW/306 bhp at 5,800 rpm,  
max. torque: 400 Nm at 1,200 – 5,000 rpm,  
acceleration [0 – 100 km/h]: 6.8 seconds,  
top speed: 235 km/h,

average fuel consumption according to EU: 10.1 litres/100 kilometres,  
CO<sub>2</sub> emission level according to EU: 236 g/km, emission standard: EU5.

BMW X5 xDrive40d: Straight six-cylinder diesel engine with aluminium crankcase, BMW TwinPower Turbo and Common Rail direct injection (piezo injectors, max. injection pressure: 2,000 bar), displacement: 2,993 cc, power output: 225 kW/306 bhp at 4,400 rpm, max. torque: 600 Nm at 1,500 – 2,500 rpm, acceleration [0 – 100 km/h]: 6.6 seconds, top speed: 236 km/h, average fuel consumption according to EU: 7.5 litres/100 kilometres, CO<sub>2</sub> emission level according to EU: 198 g/km, emission standard: EU5.

BMW X5 xDrive30d: Straight six-cylinder diesel engine with aluminium crankcase, turbocharger with variable turbine geometry and Common Rail direct injection (piezo injectors, max. injection pressure: 1,800 bar), displacement: 2,993 cc, power output: 180 kW/245 bhp at 4,000 rpm, max. torque: 540 Nm at 1,750 – 3,000 rpm, acceleration [0 – 100 km/h]: 7.6 seconds, top speed: 222 km/h, average fuel consumption according to EU: 7.4 litres/100 kilometres, CO<sub>2</sub> emission level according to EU: 195 g/km, emission standard: EU5.

# The original – now even greater supremacy: The new BMW X5.



More dynamic, efficient and luxurious than ever, the new BMW X5 continues to strengthen its leading position within the competitive environment of four-wheel driven premium vehicles. A completely revised range of engines, the standard eight-speed automatic transmission and innovative driver assistance systems ensure that the driving pleasure characteristic of the Sports Activity Vehicle offers even greater fascination. Specific design modifications authentically emphasise the enhanced sporting character. New exterior and interior colours as well as light-alloy wheels underline the vehicle's exclusive style. Unsurpassed efficiency gives added quality to the BMW X5 that impresses both in terms of appearance as well as driving pleasure. In spite of significantly improved performance, fuel consumption and emission levels are up to 10 percent lower compared to its predecessor.

With the arrival of the first-generation BMW X5, the Sports Activity Vehicle segment was established. The new BMW X5 substantiates its leading edge status through innovative drive technology, first-class equipment features, expressive design and premium quality. The BMW X5 xDrive50i with a V8 engine featuring BMW TwinPower Turbo and direct petrol injection (High Precision Injection) is, with an output of 300 kW/407 bhp, positioned at the top of the model portfolio. The new BMW X5 xDrive35i is powered by a 225 kW/306 bhp straight six-cylinder engine with BMW TwinPower Turbo, High Precision Injection and VALVETRONIC.

A new generation of engines also helps the BMW X5's two diesel variants achieve a most favourable ratio between driving performance and fuel consumption. The BMW X5 xDrive40d's all-aluminium straight six-cylinder engine with TwinPower Turbo and Common Rail direct injection develops a maximum power output of 225 kW/306 bhp. In spite of a 15 kW higher output than its predecessor, average fuel consumption in the EU test cycle has been reduced by 0.8 percent to 7.5 litres/100 km. The new BMW X5 xDrive30d has an even lower average consumption. This six-cylinder diesel with an output increased by 7 kW to 180 kW/245 bhp is contented with 7.4 litres/100 km in the EU test cycle. All engines comply with the EU5 emission standard.

The ongoing advancement in the reduction of fuel consumption and emission levels is the result of the BMW EfficientDynamics development strategy, which has been consistently implemented on all BMW X models.

Moreover, the innovative power of the world's most successful premium car builder is also evident in the multiplicity of driver assistance systems, which are available for the new BMW X5 as part of BMW ConnectedDrive and are unique within the competitive environment. The BMW X5 is the only vehicle in its competitive segment that can be equipped with the Head-Up Display and the Surround View system. In addition, this Sports Activity Vehicle now offers a choice of Active Cruise Control with Stop & Go function, Lane Departure Warning, Speed Limit Info and Side View.

More than ever before, the BMW X5 offers superior and dynamic road performance. Thanks to the BMW xDrive intelligent four-wheel drive technology, it also offers supreme off-road qualities. This permanent four-wheel drive system, which comes as standard, ensures variable adjustment of drive torque between the front and rear axles. Its electronic control system and integrated DSC Dynamic Stability Control facilitate an unequalled rapid response to different driving situations. Every tendency for the vehicle to oversteer or understeer is immediately detected so that appropriate adjustments can be made to ensure stability before the driver even notices the necessity to intervene. In this way, iDrive is able to optimise in advance both driving dynamics and traction on slippery surfaces. The new BMW X5 features a modified version of this four-wheel technology. With a revised, more neutrally interpreted basic configuration, xDrive now contributes even more effectively towards an increase in driving dynamics.

The interior of the new BMW X5 is fitted as standard with five comfortable seats with an option of third-row seats to accommodate two further passengers. Luggage compartment capacity can also be flexibly adapted to suit varying requirements. By completely folding down the 40:60 split rear seats, storage space can be increased from 620 litres to a maximum of 1,750 litres. Even when seven seats are in use, a storage space of 200 litres is still available.

**Design: Well-balanced proportions and clear signs of enhanced sporting performance.**

The body design of the new BMW X5 is characterised by well-balanced proportions that accentuate both the vehicle's powerful elegance and its agility. A long wheelbase, short front and rear body overhangs and large wheels provide a visual balance of the front and rear section of the vehicle, this serving as an indication of permanent four-wheel drive technology. The angles of all pillars have been designed to sweep upwards to merge at an imaginary vanishing point at the roofline, supporting the impression of a body that is powerfully supported by the front and rear wheels.

Furthermore, the sides of the vehicle are elegantly stretched through the dominance of horizontal lines. The surface of the bonnet flows seamlessly into the waistline. The prominent, gently inclined contour line at door handle level extends from the front wheel arches to the rear of the vehicle. Square-shaped, powerfully contoured wheel arches symbolise stability and presence.

This Sports Activity Vehicle boasts a dynamic, robust but elegant appearance, its design reflecting superior sporting performance on tarmac, supreme off-road potential and the premium character of a luxury class vehicle.

### **Newly conceived, intensely road-oriented front end.**

With its distinctively contoured bonnet, large-sized BMW kidney grille and dual round headlights slightly cut off at the top, the new BMW X5 boasts a strikingly expressive front end that symbolises power and presence. The new interpretation of this look, which is characteristic of BMW X models, comprises in particular the structure of the front apron and the position of the fog lamps featured as standard. Due to an increased number of elements painted in matching body colour, the front end gives the impression of being nearer to the road surface. At the same time, the increased size of both the inner and the two outer air intakes indicates the boosted engine output. Hence, the newly conceived front end accentuates the BMW X5's further enhanced sporting performance.

The black plastic trim at the bottom edge of the body is now considerably narrower. A matt-finished silver underride protection extending across the entire width of the middle air intake, thereby emphasising the muscular features of this Sports Activity Vehicle, additionally accentuates the new BMW X5's robust character.

Together with the dual round headlights, fog lamps, which are now situated higher and closer to the BMW kidney grille, form a triangular design typical of BMW X models. The visual unity of light sources resulting from this configuration serves to symbolise a particularly intensive focus on the road. The new BMW X5's headlight units strongly emphasise the exceptionally high quality. The technology-oriented structure of the cylinder-shaped light sources featured by the optional Xenon headlights is highlighted by a black matt-finished trim. Furthermore, LED corona rings serve as position lights and daytime driving lights. BMW's characteristic daytime driving light design is distinctively enhanced by the bright white beam emitted by this light source.

### **Rear end with a powerful, sporting charisma.**

Here too, an increased number of surfaces painted in matching body colour give the rear end of the new BMW X5 a particularly elegant and at the same



time sporting appearance. The newly conceived rear apron takes up the graphic structure of the front end. The intricately designed surrounds of the tailpipes, which are located far to the side, are painted in body colour, underlining the vehicle's premium character. In the centre, a matt-finished silver underride protection emphasises the robustness and off-road suitability of the Sports Activity Vehicle.

Above the bumper, the rear of the BMW X5 is divided by parallel horizontal lines. The result is an accentuation of the width, highlighting the vehicle's muscular features. The L-shaped, redesigned taillights, each with two homogeneously illuminated LED light banks, reflect the brand-typical night-time design of the rear end. Additionally, the vehicle width is emphasised by the narrowly designed white light-bands of the reversing lights.

A new choice of body colours provides further visual enhancements. The metallic colours Deep Sea Blue, Platinum Grey and Sparkling Bronze are now available for the BMW X5.

**Interior: Luxurious ambience, high seating position, new generation of iDrive control system as standard.**

The interior of the BMW X5 is characterised by a generous amount of space and a modern, sophisticated design. Thanks to exceptional variability in a luxurious ambience, the highest demands with regard to functionality are fulfilled in a particularly exclusive fashion. The horizontal structure of the dashboard and a harmonious match with the door trim underline the generous amount of passenger compartment space. Comfortable seats, high-grade materials and carefully matched colour combinations accentuate the premium character of this modern Sports Activity Vehicle. The optional leather trim Nevada is now also available in the colours Cinnamon Brown and Oyster. The choice of interior options has been complemented by a matt Satin Silver trim strip.

Moreover, the high seating position in conjunction with the centre console, which is inclined towards the driver, contributes towards the characteristic driving experience and permits an optimum view of each traffic situation, thereby conveying the impression of absolute control over the vehicle. Ergonomically ideally positioned control elements and spacious storage compartments additionally enhance the state-of-the-art functionality of the BMW X5.

The new BMW X5 is equipped as standard with the latest generation of the iDrive control system, whose 6.5-inch control display (or 8.8-inch display when ordered in conjunction with the navigation system Professional) is

harmoniously integrated into the dashboard and ideally positioned for the driver. The onboard computer and the audio system as well as the navigation and communication functions are activated by tilting, turning and pressing the controller, which is located in the middle of the centre console. Direct selection buttons on the controller enable fast changing between CD, radio, telephone and navigation functions. The choice of direct selection buttons is supplemented by the three command buttons "MENU", "BACK" and "OPTION". In addition, the eight "favourite" buttons located on the centre console can be used to store and select radio stations, telephone numbers and navigation destinations or other menu items accessible via iDrive.

Besides a hard disk storage unit for digital maps and the personal music collection, the navigation system Professional also comprises multi-mode control of functions by voice entry and by the controller. The driver can choose between both forms of entry even while handling a specific task or operation, with voice entry as well as the controller remaining active at the same time for simultaneous use. Voice entry also facilitates direct access to stored music and the verbal entry of entire addresses.

### **High degree of variability in the interior, optional third-row seats.**

The BMW X5 offers driving pleasure on the most diverse terrain. The manifold possibilities of use also include a high degree of variability in the interior. The three seats in the back offer a generous amount of legroom and headway and guarantee an outstanding level of comfort even during long journeys. The luggage compartment offers a storage capacity of 620 litres. If more space is needed, the 40:60 split rear seats can be either partially or completely folded down. This function provides a totally flat loading area and a maximum storage capacity of 1,750 litres. The wide, horizontally split tailgate, the elements of which open in opposite directions, facilitates convenient loading. The lower section can be used as a platform and carries a load of 250 kilograms.

Third-row seats are optionally available for the BMW X5. These two seats are provided with headrests and three-point automatic seat belts. The seats can be individually stowed into the vehicle floor. Even when seven seats are in use, the new BMW X5 still has a luggage compartment volume of 200 litres.

### **New range of engines: All petrol and diesel versions with turbocharger and direct injection.**

A completely revised engine range ensures that the BMW X5 will continue to strengthen its leading role as the most dynamic vehicle in its segment. The choice of petrol engines now comprises a V8 and a straight six-cylinder power unit, both of which feature BMW TwinPower Turbo technology and direct fuel

injection. In addition, two variants of the new generation of the BMW straight six-cylinder diesel engine are available. Both all-aluminium power units are turbocharged and utilise the latest Common Rail direct injection technology.

All power units available for the BMW X5 set the benchmark in sporting power development and efficiency in their respective engine class. They comply with the EU5 emission standard in Europe and with ULEV II in the USA respectively. Drive power of each engine is transferred via the standard eight-speed automatic transmission, whose outstanding efficiency also contributes towards a reduction of fuel consumption and emission levels.

All this is supplemented by BMW EfficientDynamics measures, the combination of which is adapted to suit each model. This technology, which also comes as standard, includes brake energy regeneration and demand-controlled ancillary components including the electric coolant pump, the electric power-steering pump, the map-controlled oil pump and the disengageable air conditioning compressor. Furthermore, the measures comprise intelligent lightweight construction, low-rolling resistance tyres and optimised aerodynamics including active air vent control. As a result of the comprehensive drive technology innovations and the consistent implementation of BMW EfficientDynamics, all versions of the new BMW X5 offer a ratio between vehicle performance and fuel consumption that is unrivalled in their respective competitive segments.

### **Petrol engines: Significantly increased output thanks to BMW TwinPower Turbo.**

Due to its V8 engine featuring BMW TwinPower Turbo technology and High Precision Injection, output of the new BMW X5 xDrive50i has increased by 39 kW compared with the predecessor model. The unique 4.4 litre engine, the turbochargers of which are located inside the V-section between the cylinder banks, develops an output of 300 kW/407 bhp within an engine speed range of 5,500 to 6,400 rpm. Maximum torque is at 600 Nm between 1,750 and 4,500 rpm. The extremely spontaneous and fascinatingly high-revving V8 engine offers outstanding sporting performance and is at the same time the most efficient engine of its kind worldwide. The BMW X5 xDrive50i accelerates from a standstill to 100 km/h in 5.5 seconds, reaching its top speed at 250 km/h. Average fuel consumption according to the EU test cycle is 12.5 litres/100 km. The CO<sub>2</sub> emission level is 292 grams/km.

Likewise, the second petrol engine variant of the new BMW X5 is characterised by significantly improved performance and impressive efficiency. The BMW X5 xDrive35i features the first straight six-cylinder to combine

BMW TwinPower Turbo technology, direct petrol injection (High Precision Injection) and VALVETRONIC variable valve control.

Its supercharging system where – adhering to the Twinscroll principle – the ducts of three cylinders at a time are separated from one another both in the exhaust manifold and the turbocharger, and the further developed VALVETRONIC system lend the 3-litre power unit its fascinatingly spontaneous response behaviour. With 225 kW/306 bhp at 5,800 rpm the engine surpasses its predecessor's maximum output by 25 kW. Maximum torque of 400 Nm is available between 1,200 und 5,000 rpm. The new BMW X5 xDrive35i sprints from 0 to 100 km/h in 6.8 seconds, top speed being 235 km/h. The significantly increased output is combined with an average fuel consumption reduced to 10.1 litres/100 km in the EU test cycle and a CO<sub>2</sub> emission level of 236 grams/km.

### **New generation of diesel engines in two output categories.**

The diesel engines available for the new BMW X5 also originate from a new generation of power units. An all-aluminium construction, the latest Common Rail direct injection technology with piezo injectors and a turbocharger provide both 3-litre straight six-cylinder engines with impressive power, awesome running refinement and unparalleled efficiency. A further reduction in weight compared to each of their predecessors additionally enhances the agility of the diesel engine variants that are on offer for the BMW X5.

Above all, the new BMW X5 xDrive40d is characterised by exceptionally high performance qualities. Thanks to BMW TwinPower Turbo technology and Common Rail direct injection, its power unit, which was first presented in the BMW 740d luxury saloon, delivers a maximum output of 225 kW/306 bhp at 4,400 rpm and a maximum torque of 600 Nm available between 1,500 and 2,500 rpm. Torque of 450 Nm is already achieved at an engine speed of 1,000 rpm. More than 90 percent of maximum output is available within a range of 3,500 to 5,000 rpm. The new diesel has a maximum engine speed of 5,600 rpm.

The supercharging technology featured by the new high-performance diesel engine adheres to the Variable Twin Turbo principle. This means that initially, just above idling speed, a small charger is activated, with an additional larger charger being activated when higher torque is required. Spontaneous and consistent accelerating power allows the BMW X5 xDrive40d to sprint from 0 to 100 km/h in 6.6 seconds. Top speed is 236 km/h. Exceptionally sporty development of power is coupled with impressive efficiency. This is mainly due to the Common Rail technology, operating at a maximum pressure of 2,000 bar and guaranteeing an extremely accurately regulated fuel supply. The

BMW X5 xDrive40d has an average fuel consumption of 7.5 litres/100 km in the EU test cycle and a CO<sub>2</sub> emission level of 198 grams/km.

The second diesel variant in the model range is the new BMW X5 xDrive30d. Its straight six-cylinder engine is supercharged and has a variable turbine geometry and Common Rail direct injection operating at a maximum pressure of 1,800 bar. The engine generates its maximum output of 180 kW/245 bhp at 4,000 rpm, producing its maximum torque of 540 Nm between 1,750 and 3,000 rpm. The new BMW X5 xDrive30d accelerates from 0 to 100 km/h in 7.6 seconds and reaches a top speed of 222 km/h. In spite of having a 7 kW higher output than its predecessor, the vehicle's average fuel consumption in the EU test cycle is now 7.4 litres/100 km, a reduction of 10%. The new BMW X5 xDrive30d achieves a CO<sub>2</sub> emission level of 195 grams/km.

**Standard feature: Eight-speed automatic transmission with optimised shifting dynamics and unmatched efficiency.**

All new BMW X5 model variants are equipped as standard with an eight-speed automatic transmission. The new transmission combines shifting comfort, sporting characteristics and efficiency at an unprecedented level. It contributes even more significantly towards a reduction in fuel consumption and emissions than the six-speed automatic transmission featured in previous BMW X5 vehicles. The new eight-speed automatic transmission is characterised by minimum converter slip and an innovative gear set configuration that permits additional drive positions and a greater transmission ratio spread without having negative effects on size, weight and the system's intrinsic efficiency.

**Intelligent BMW xDrive four-wheel drive technology: Fast response and precision for enhanced driving dynamics and optimised traction.**

Permanent four-wheel drive with electronically-controlled variable torque distribution between front and rear axles not only gives the new BMW X5 supreme traction on off-road terrain, but also superior driving dynamics on tarmac. BMW xDrive technology was initially featured in the first-generation BMW X5 and has since then been constantly refined. It is an intelligent four-wheel drive system that uses a transfer box with an electronically controlled multi-disc clutch to constantly feed power as required to the axle that has the best contact with the road surface. As a result, xDrive also enhances driving stability when taking bends at higher speeds as it anticipates any tendency to oversteer or understeer and counteracts these forces effectively.

In normal driving situations, BMW xDrive distributes drive forces to the front and rear axles in a 40:60 split. Sensors constantly measure slip on all wheels. Within a fraction of a second, the system is able to vary the power distribution

ratio. As opposed to previous four-wheel drive systems, BMW xDrive also reacts anticipatorily and does not wait until a wheel begins to spin.

Therefore, the vehicle is stabilised before the driver even notices the need to take action. Thanks to a new, more neutrally interpreted basic configuration, BMW xDrive featured in the new BMW X5 contributes even more significantly towards an increase in driving dynamics. Even during stable cornering, drive power is shifted to the rear axle, transferring up to 80 percent of power to the rear wheels. After cornering, the system returns to the normal setting to ensure optimum traction.

### **Precisely controlled coordination of xDrive and DSC.**

Fast and precise adjustment of drive power distribution is guaranteed by the combined efforts of xDrive and DSC (Dynamic Stability Control) within the Integrated Chassis Management (ICM). This combination is also complemented by the optionally available, revised Active Steering system.

The stabilising effect of the variable distribution of power reduces the necessity for the DSC system to intervene. The selective braking of individual wheels and a reduction in engine output are not required until the threshold is reached. Additional DSC functions include the ABS antilock braking system, Automatic Stability Control (ASC), a trailer stability control system, Hill Descent Control (HDC), Automatic Differential Brake (ADB), Dynamic Brake Control (DBC) and Cornering Brake Control (CBC). Moreover, the system comprises brake drying in wet conditions, the hill-start assistant, fading compensation as well as the standard cruise control system with braking function featured. The special mode Dynamic Traction Control (DTC) raises the tolerance of DSC, thereby facilitating an exceptionally sporting and active style of driving as well as the setting off in deep snow or loose sand with controlled drive wheel spin.

The BMW X5 is also equipped with a parking brake that uses both an electro-mechanical and a hydraulic function activated or released at the push of a button. The parking brake features an Auto Hold function that enhances comfort above all in stop-and-go traffic situations.

### **High-performance suspension technology and steering with standard Servotronic function. Optional Active Steering.**

The suspension technology used on the new BMW X5 is the ideal prerequisite for supreme driving dynamics on tarmac. The suspension of the Sports Activity Vehicle features a double-wishbone front axle and a lightweight integral rear axle. The additionally available rear-axle air suspension, including automatic self-levelling, ensures a consistent ride

height and unaltered driving characteristics at all times, regardless of load conditions.

The new BMW X5's rack-and-pinion steering comes as standard with the Servotronic function for speed-dependent power steering. Furthermore, an active steering function is available which additionally varies steering transmission according to speed. Therefore, less steering wheel movement and effort are required when parking, whilst at high speeds a more indirect behaviour is achieved and the effect of power steering reduced in order to enhance directional stability and ride comfort.

### **Optimum supremacy with Adaptive Drive.**

A combination of active body-roll stabilisation and variable damping control incorporated into the Adaptive Drive system is the guarantee of unparalleled supremacy within the BMW X5 competitive environment. With the aid of sensors, Adaptive Drive permanently monitors and calculates data on the road speed, steering angle, lateral and longitudinal acceleration, body and wheel velocity as well as height levels. This information is used to control the swivel motors on the anti-roll bars and the electro-magnetic shock-absorber valves. In this way body roll is reduced and damping is constantly regulated according to the current driving situation. The FlexRay high-speed data transmission system is used for fast and reliable coordination.

### **High-performance brake system and tyres with emergency running properties.**

The BMW X5's high performance brake system guarantees outstanding stopping power. Newly conceived lightweight brakes with 385 mm discs at the front and an aluminium floating caliper construction on the front and rear axles of the top-of-the-range BMW X5 xDrive50i ensure extreme stability and maximum braking comfort.

Standard features on the new BMW X5 also include 19-inch light-alloy wheels on the BMW X5 xDrive50i and 18-inch light alloys on all other variants respectively. The range of optionally available light-alloys for the new BMW X5 is complemented by three variants with a Y-spoke design and wheels in the sizes 19 and 20 inch respectively. Runflat safety tyres, also supplied as standard, allow the driver to continue his or her journey and reach a garage even in the event of a total loss of tyre pressure. Depending on the load condition, it is possible to continue driving for a distance of between 50 and 250 kilometres. Furthermore, the tyre defect indicator permanently monitors the tyre pressure.

### **Highly rigid body structure, comprehensive occupant protection.**

Like all BMW X models, the new BMW X5 has an extremely rigid body that – despite of its high degree of torsional stiffness – has an optimum weight thanks to intelligent lightweight construction. For the benefit of passive safety, the forces acting on the vehicle during an accident are passed on via the engine supports and chassis along various load paths, keeping them away from the stable passenger cell.

In addition to front and hip/thorax airbags, the interior of the new BMW X5 comes as standard with side curtain head airbags. It also features three-point automatic seat belts for all seats, belt force limiters, belt tensioners and crash-active headrests at the front as well as the ISOFIX child seat system for the second-row seats. All occupant restraint systems are centrally and electronically controlled. In the event of an imminent roll-over, roll-over sensors ensure that the curtain airbags and the belt tensioners are activated.

### **Unique in the competitive environment: New BMW ConnectedDrive driver assistance systems.**

As part of BMW ConnectedDrive, the new BMW X5 offers a multitude of unique driver assistance systems and services for optimising comfort and safety as well as for the use of infotainment functions. Active Cruise Control with Stop & Go function is available as an alternative to the standard cruise control system with braking function. It additionally comprises Automatic Distance Control which allows for relaxed cruising in motorway or overland traffic, also ensuring that the selected distance from the vehicle ahead is maintained in low-speed stop-and-go traffic. If the selected distance from the vehicle ahead is insufficiently maintained, the system automatically makes the necessary adjustments by intervening into the car control system and by building up brake pressure. If required, the vehicle can be brought safely to a complete standstill. After a short stop, the system automatically sets the car in motion again. If the vehicle stops longer than desired, the driver can restart the car by pressing either a button or by actuating the accelerator pedal.

The Lane Departure Warning feature also available for the BMW X5 is able to identify unintentional drifting from the lane at a speed of at least 70 km/h. The system consists of a camera, which is installed on the windscreen in the vicinity of the rear-view mirror, a control unit for data synchronisation and a pulse emitter that activates a gentle but unmistakable vibration on the steering wheel. The camera detects the markings on at least one lane. A control unit calculates the position of the vehicle in relation to these markings. The system also works in bends, on narrow lanes and in the dark as soon as the headlights are switched on.



Furthermore, the Speed Limit Info function can also be used in conjunction with the Lane Departure Warning and the navigation system Professional. This function offers the driver the possibility to obtain information regarding the route he is currently on. The camera used for the Lane Departure Warning permanently monitors road signs as well as variable overhead gantry signs on motorways.

A further technical innovation within the BMW ConnectedDrive range is the Side View system. It comprises two cameras that are integrated into the front wings, permitting observation of cross traffic. The images are transferred to the control display, making it possible at an early stage to identify traffic coming from the left or right, particularly when driving through a narrow gate or leaving a multi-storey car park.

Also available for the BMW X5 are the Head-Up Display, with which driver-relevant information is projected onto the windscreen within the driver's field of vision, the High-Beam Assistant and Adaptive Headlights, including cornering lights, variable light distribution and adaptive auto-levelling. Further equipment options are Park Distance Control and a reversing camera, including the Surround View system. In addition, with BMW Assist, BMW Online, BMW TeleServices and innovative remote functions, BMW ConnectedDrive also offers the world's most unique choice of mobility services relating to traffic information, emergency calls, vehicle, information and office services, travel and leisure time planning as well as the Internet. Optimised utilisation of telecommunication and entertainment systems is guaranteed, inter alia, by the full integration of external cell phones and music players.

### **Premium standard equipment, exclusive options.**

With its comprehensive range of standard equipment, which includes, among other features, automatic climate control, an audio system with CD drive and AUX In connection, a multifunction steering wheel, electrically operated front seat height and backrest adjustment, a rain sensor with integrated automatic headlight control and the iDrive control system, the new BMW X5 offers the driving and travelling comfort of a luxury-class premium vehicle. The comfort features also underline the high-quality and exclusive character of this Sports Activity Vehicle. In addition to the navigation system Professional, a CD changer and a USB audio interface, the available equipment includes a rear compartment entertainment system and a TV function for both analogue and digital television reception. The BMW Individual High End audio system offers maximum listening pleasure.

Moreover, the equipment range also includes 4-zone automatic climate control, active front seat ventilation, a heated steering wheel, a panorama glass roof, an electrically operated tailgate and an automatic soft-close function for all doors. The optional tow coupling for the new BMW X5 can be equipped with an electrically pivotable ball head. Maximum trailer load of the new BMW X5 is 3,500 kilograms.

The new BMW X5 embodies the consistent continuation of a successful vehicle concept with which BMW established the entirely new Sports Activity Vehicle segment in the year 1999. The BMW X5 continues to set the benchmark in driving dynamics in its competitive environment, combining more than ever before the fascinating driving experience offered by a BMW X model with outstanding efficiency. With new petrol and diesel engines, an eight-speed automatic transmission as standard and the xDrive intelligent four-wheel drive technology, it underlines the typical sporting character of BMW X models even more impressively. Thanks to BMW EfficientDynamics, it also achieves optimum results in terms of fuel consumption and emission levels, as clearly demonstrated by the BMW X5 xDrive30d's extremely low fuel consumption of just 7.4 litres/100 km. This combination, its expressive design, innovative features and its premium character render the new BMW X5 the most supreme ambassador of its segment in every sense of the word.

# Technical Specifications.

## BMW X5 xDrive35i, BMW X5 xDrive50i.



		BMW X5 xDrive35i	BMW X5 xDrive50i
<b>Body</b>			
Number of doors/seats		5 / 5 (7) <sup>1)</sup>	5 / 5 (7) <sup>1)</sup>
Length/Width/Height (unladen)	mm	4857 / 1933 / 1776 <sup>2)</sup>	4857 / 1933 / 1776 <sup>2)</sup>
Wheelbase	mm	2933	2933
Track front/rear	mm	1644 / 1650	1640 / 1646
Turning cycle	m	12,8	12,8
Tank capacity	appr. ltr	85	85
Cooling system incl. heating	ltr	10.9	17.2
Engine oil <sup>3)</sup>	ltr	6.5	8.5
Weight, unladen, to DIN/EU	Kg	2070 / 2145	2190 / 2265
Max. load to DIN	kg	680 (890) <sup>1)</sup>	680 (835) <sup>1)</sup>
Max. perm. weight, overall	kg	2750 (2960) <sup>1)</sup>	2870 (3025) <sup>1)</sup>
Max perm axle load front/rear	kg	1265 / 1550 (1270 / 1755) <sup>1)</sup>	1365 / 1570 (1370 / 1740) <sup>1)</sup>
Max perm trailer load (12%) braked/unbraked	kg	3500 / 750	3500 / 750
Perm roof load/trail download	kg	100/140	100/140
Luggage capacity	ltr	620-1750	620-1750
Air resistance	cd x A	0.33 x 2.87	0.35 x 2.87
<b>Engine</b>			
Config/No of cyls/valves		R / 6 / 4	V / 8 / 4
Engine technology		BMW TwinPower Turbo, direct injection (High Precision Injection), fully variable valve control (VALVETRONIC)	BMW TwinPower Turbo, direct injection (High Precision Injection)
Capacity	cc	2979	4395
Stroke/bore	mm	89.6 / 84.0	88.3 / 89.0
Compression ratio	:1	10,2	10,0
Fuel grade		At least RON 91	At least RON 91
Max output	kW/bhp	225 / 306	300 / 407
at	rpm	5800	5500-6400
Max torque	Nm	400	600
at	rpm	1200-5000	1750-4500
<b>Electrical system</b>			
Battery/installation	Ah/-	90 /luggage comp	90 /luggage comp
Alternator	A/W	210 / 2940	210 / 2940
<b>Driving dynamics and safety</b>			
Suspension, front		Double-wishbone front axle, small, negative steering offset, anti-dive	
Suspension, rear		Integral-IV rear axle, multi-dimensional suspension with anti-squat and anti-dive	
Brakes, front		Single-piston floating-caliper disc brakes	
Diameter	mm	348 x 30 / vented	385 x 36 / vented
Brakes, rear		Single-piston floating-caliper disc brakes	
Diameter	mm	320 x 20 / vented	345 x 24 / vented
Driving stability systems		Fitted as standard: DSC incl. ABS and DTC (Dynamic Traction Control), CBC Cornering Brake Control, DBC Dynamic Brake Control, rain brake support, fading compensation, hill-start assistant; DSC networked with xDrive four-wheel drive, adaptive brake compensation, HDC Hill Descent Control, optional: Adaptive Drive	
Safety features		Fitted as standard: Airbags for driver and front seat passenger, side airbags for driver and front seat passenger, head airbags for the first and second seat row, crash-active headrests at the front, three-point automatic belts on all seats, on the front seats with pretensioners, belt-force limiters and belt stoppers, crash sensors,	
Steering		Rack-and-pinion power steering with Servotronic function, optional: Active	
Overall steering transmission	:1	19,5	19,5
Tyres front/rear		255/55 R18 109HXL RSC	255/50 R19 107WXL RSC
Wheels front/rear		8.5J x 18 LM	9J x 19 LM

		<b>BMW X5 xDrive35i</b>	<b>BMW X5 xDrive50i</b>
<b>BMW ConnectedDrive</b>			
Comfort	Optional extras: BMW Assist featuring, inter alia, information service, remote functions and traffic info+, BMW TeleServices, integration of mobile devices		
Infotainment	Optional extras: Internet access, BMW Online featuring, inter alia, parking info, country-relevant info, Google search by type of business, news, weather, realtime, office functions, BMW Routes and online update of music tracks		
Safety	Optional extras: Adaptive Cornering Headlights, High-Beam Assistant, Park Distance Control, Side View, reversing camera with Surround View, Head-up Display, cruise control with Stop & Go function, Lane Departure Warning, Speed Limit Info, automatic/advanced emergency call		
<b>Transmission</b>			
Type	8-speed automatic transmission with Steptronic		
Gear ratios	I	:1	4.714
	II	:1	3.143
	III	:1	2.105
	IV	:1	1.667
	V	:1	1.285
	VI	:1	1.000
	VII	:1	0.839
	VIII	:1	0.667
	R	:1	3.295
Final drive		:1	3.154
<b>Performance</b>			
Power-to-weight ratio	kg/kW	9.2	7.3
Output per litre	kW/ltr	75.5	68.3
Acceleration	0–100 km/h	s	6.8
	0–1000 m	s	27.0
in 4 <sup>th</sup> /5 <sup>th</sup> gear	80–120 km/h	s	-
Top speed	km/h	235	240 (250) <sup>4)</sup>
<b>Off-road characteristics</b>			
Overhang angle			
front/rear	°	25.5/22.7	25.5/22.7
Ramp angle	°	19.8	19.8
Ground-clearance when	mm	222	222
Wading depth (at 7 km/h)	mm	500	500
<b>BMW EfficientDynamics</b>			
BMW EfficientDynamics measures as standard	Braking energy recovery, demand-controlled ancillary components, map-controlled oil pump (BMW X5 xDrive35i) intelligent lightweight construction, air vent control (BMW X5 xDrive35i), disengageable air-conditioning compressor, tyres with reduced rolling resistance		
<b>Fuel con in the EU cycle</b>			
Urban	ltr/100	13.2	17.5
Extra-urban	ltr/100	8.3	9.6
Composite	ltr/100	10.1	12.5
CO <sub>2</sub>	g/km	236	292
Emission classification		EU5	EU5
<b>Insurance category</b>			
KH / VK / TK		23 / 26 / 30	23 / 29 / 30

Technical data valid for ACEA markets/Part of registration-specific data only apply to Germany (weights, top speed)

- 1) With optional third seat row
- 2) Height without roof aerial: 1739 mm
- 3) Oil filling quantity
- 4) With optional high-speed tuning (market-specific)

# Technical Specifications.

## BMW X5 xDrive30d, BMW X5 xDrive40d.

		BMW X5 xDrive30d	BMW X5 xDrive40d
<b>Body</b>			
Number of doors/seats		5 / 5 (7) <sup>1)</sup>	5 / 5 (7) <sup>1)</sup>
Length/Width/Height (unladen)	mm	4857 / 1933 / 1776 <sup>2)</sup>	4857 / 1933 / 1776 <sup>2)</sup>
Wheelbase	mm	2933	2933
Track front/rear	mm	1644 / 1650	1644 / 1650
Turning cycle	m	12.8	12,8
Tank capacity	appr ltr	85	85
Cooling system incl. heating	ltr	10.4	10.4
Engine oil <sup>3)</sup>	ltr	7.5	7.5
Weight, unladen, to DIN/EU	kg	2075 / 2150	2110 / 2185
Max. load to DIN	kg	680 (890) <sup>1)</sup>	680 (890) <sup>1)</sup>
Max. perm. weight, overall	kg	2755 (2965) <sup>1)</sup>	2790 (3000) <sup>1)</sup>
Max perm axle load front/rear	kg	1275 / 1545 (1280 / 1745) <sup>1)</sup>	1300 / 1555 (1305 / 1755) <sup>1)</sup>
Max perm trailer load (12%) braked/unbraked	kg	3500 / 750	3500 / 750
Perm roof load/trail download	kg	100/140	100/140
Luggage capacity	ltr	620-1750	620-1750
Air resistance	cd x A	0.34 x 2.87	0.34 x 2.87
<b>Engine</b>			
Config/No of cyls/valves		R / 6 / 4	R / 6 / 4
Engine technology		Turbocharger with variable intake geometry, Common Rail direct injection with piezo injectors (max. injection pressure: 1800 bar)	BMW TwinPower Turbo (Variable Twin Turbo), Common Rail direct injection with piezo injectors (max. injection pressure: 2000 bar)
Capacity	cc	2993	2993
Stroke/bore	mm	90.0 / 84.0	90.0 / 84.0
Compression ratio	:1	16.5	16.5
Fuel grade		Diesel	Diesel
Max output	kW/bhp	180 / 245	225 / 306
at	rpm	4000	4400
Max torque	Nm	540	600
at	rpm	1750-3000	1500-2500
<b>Electrical system</b>			
Battery/installation	Ah/-	90 / luggage comp	90 / luggage comp
Alternator	A/W	170 / 2380	170 / 2380
<b>Driving dynamics and safety</b>			
Suspension, front		Double-wishbone front axle, small, negative steering offset, anti-dive	
Suspension, rear		Integral-IV rear axle, multi-dimensional suspension with anti-squat and anti-dive	
Brakes, front		Single-piston floating-caliper disc brakes	
Diameter	mm	332 x 30 / vented	348 x 30 / vented
Brakes, rear		Single-piston floating-caliper disc brakes	
Diameter	mm	320 x 20 / vented	320 x 20 / vented
Driving stability systems		Fitted as standard: DSC incl. ABS and DTC (Dynamic Traction Control), CBC Cornering Brake Control CBC, DBC Dynamic Brake Control, rain brake support, fading compensation, hill-start assistant; DSC networked with xDrive four- wheel drive, adaptive brake compensation, HDC Hill Descent Control, optional: Adaptive Drive	
Safety features		Fitted as standard: Airbags for driver and front seat passenger, side airbags for driver and front seat passenger, head airbags for the first and second seat row, crash-active headrests at the front, three-point automatic belts on all seats, on the front seats with pretensioners, belt-force limiters and belt stoppers, crash sensors,	
Steering		Rack-and-pinion power steering with Servotronic function, optional: Active	
Overall steering transmission	:1	19.5	19.5
Tyres front/rear		255/55 R18 109H XL RSC	255/55 R18 109H XL RSC
Wheels front/rear		8.5J x 18 LM	8.5J x 18 LM

		BMW X5 xDrive30d	BMW X5 xDrive40d
<b>BMW ConnectedDrive</b>			
Comfort	Optional extras: BMW Assist featuring, inter alia, information service, remote functions and traffic info+, BMW TeleServices, integration of mobile devices		
Infotainment	Optional extras: Internet access, BMW Online featuring, inter alia, parking info, country-relevant info, Google search by type of business, news, weather, realtime, office functions, BMW Routes and online update of music tracks		
Safety	Optional extras: Adaptive Cornering Headlights, High-Beam Assistant, Park Distance Control, Side View, reversing camera with Surround View, Head-up Display, cruise control with Stop & Go function, Lane Departure Warning, Speed Limit Info, automatic/advanced emergency call		
<b>Transmission</b>			
Type	8-speed automatic transmission with Steptronic		
Gear ratios	I	:1	4.714
	II	:1	3.143
	III	:1	2.105
	IV	:1	1.667
	V	:1	1.285
	VI	:1	1.000
	VII	:1	0.839
	VIII	:1	0.667
	R	:1	3.317
Final drive		:1	3.154
<b>Performance</b>			
Power-to-weight ratio	kg/kW	11.5	9.4
Output per litre	kW/ltr	60.1	75.2
Acceleration	0–100 km/h	s	7.6
	0–1000 m	s	28.5
in 4 <sup>th</sup> /5 <sup>th</sup> gear	80–120 km/h	s	-
Top speed	km/h	210 (222) <sup>4)</sup>	236
<b>Off-road characteristics</b>			
Overhang angle	front/rear	°	25.5/22.7
Ramp angle		°	19.8
Ground-clearance when		mm	222
Wading depth (at 7 km/h)		mm	500
<b>BMW EfficientDynamics</b>			
BMW EfficientDynamics measures as standard	Braking energy recovery, demand-controlled ancillary components, map-controlled oil pump (BMW X5 xDrive35i) intelligent lightweight construction, air vent control (BMW X5 xDrive35i), disengageable air-conditioning compressor, tyres with reduced rolling resistance		
<b>Fuel con in the EU cycle</b>			
Urban	ltr/100	8.7	8.8
Extra-urban	ltr/100	6.7	6.8
Composite	ltr/100	7.4	7.5
CO <sub>2</sub>	g/km	195	198
Emission classification		EU5	EU5
<b>Insurance category</b>			
KH / VK / TK		24 / 29 / 30	24 / 29 / 30

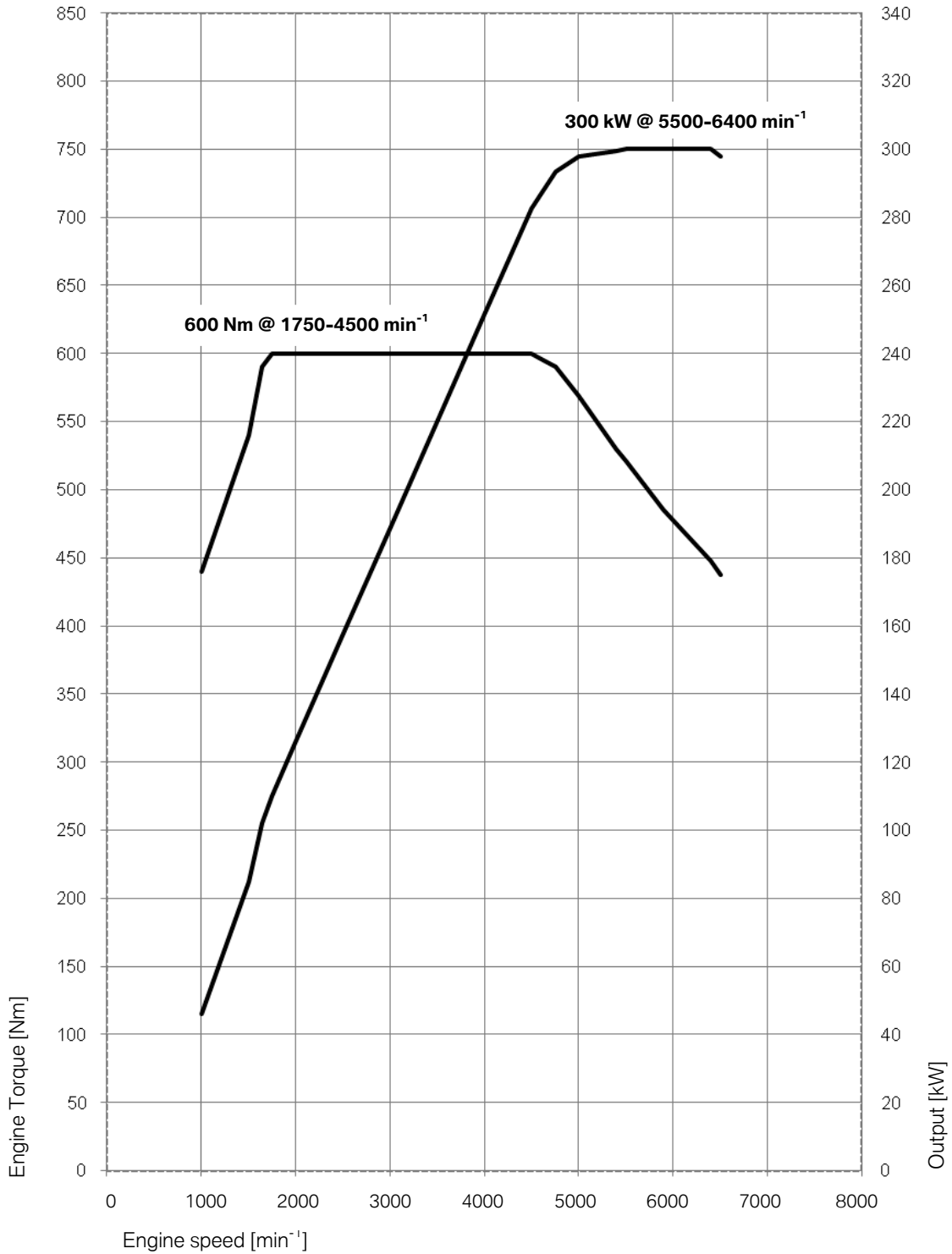
Technical data valid for ACEA markets/Part of registration-specific data only apply to Germany (weights, top speed)

- 1) With optional third seat row
- 2) Height without roof aerial: 1739 mm
- 3) Oil filling quantity
- 4) With optional high-speed tuning (market-specific)

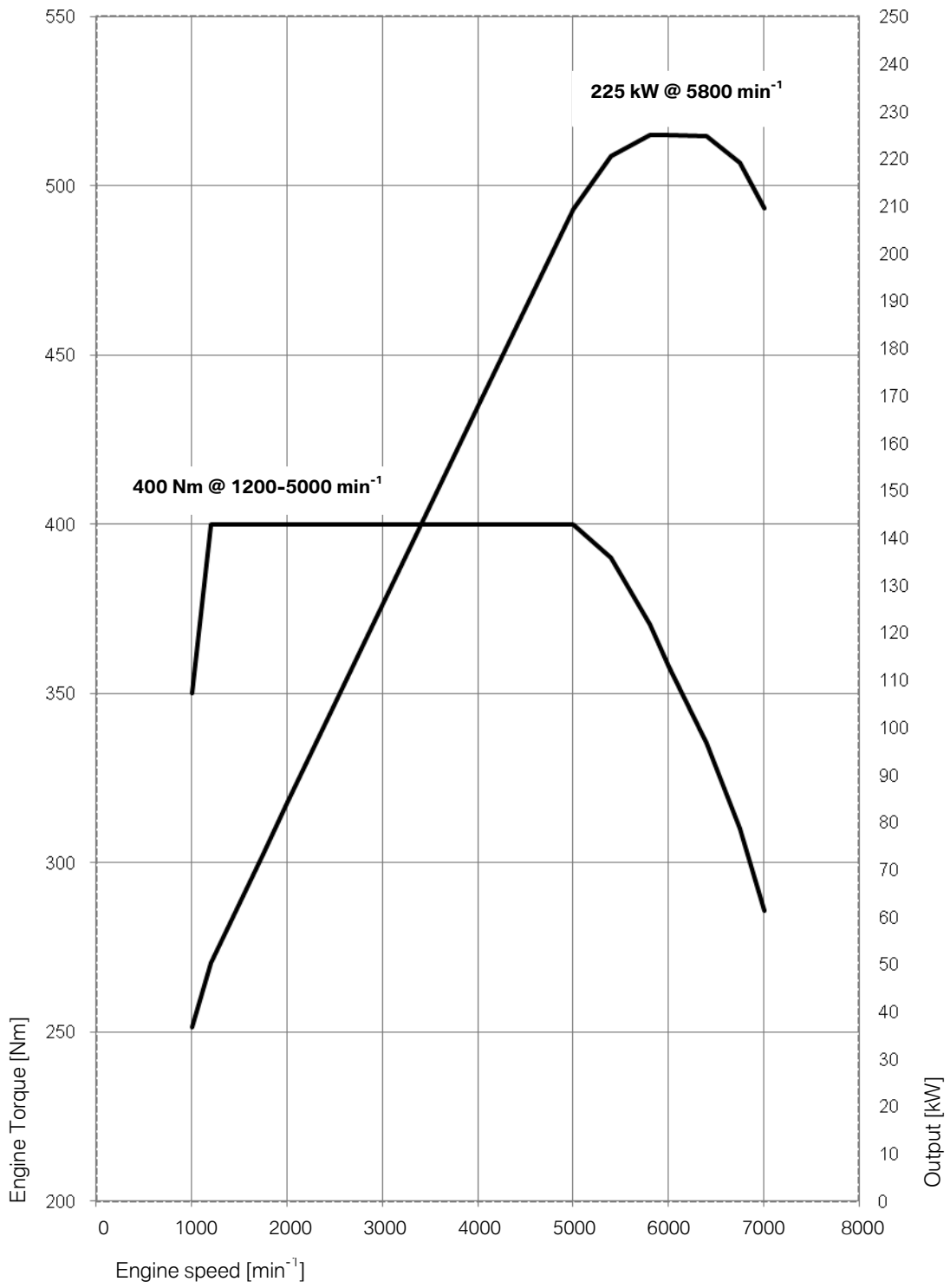
# Output and Torque Diagrams.



**BMW X5 xDrive50i**

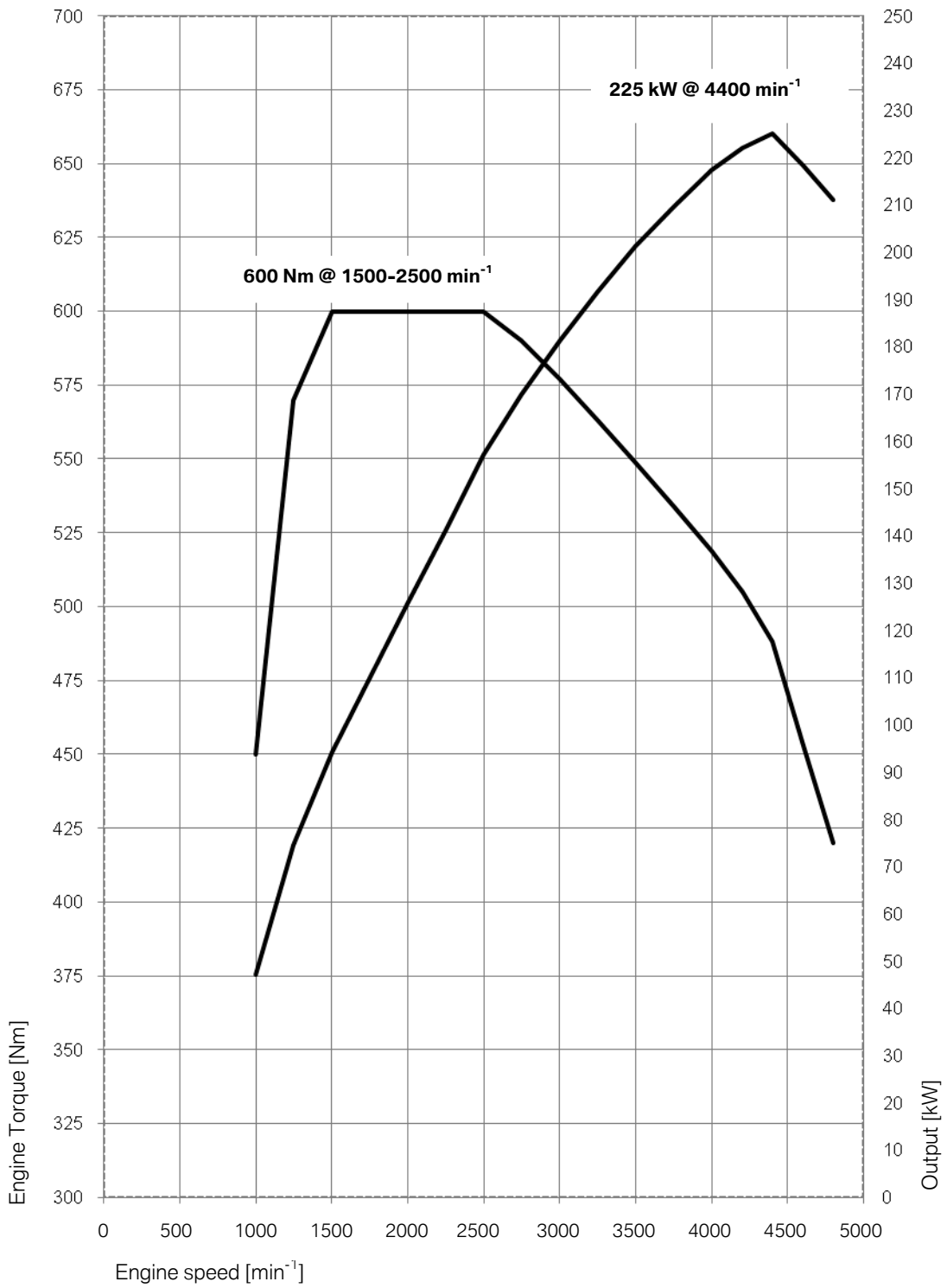


### BMW X5 xDrive35i

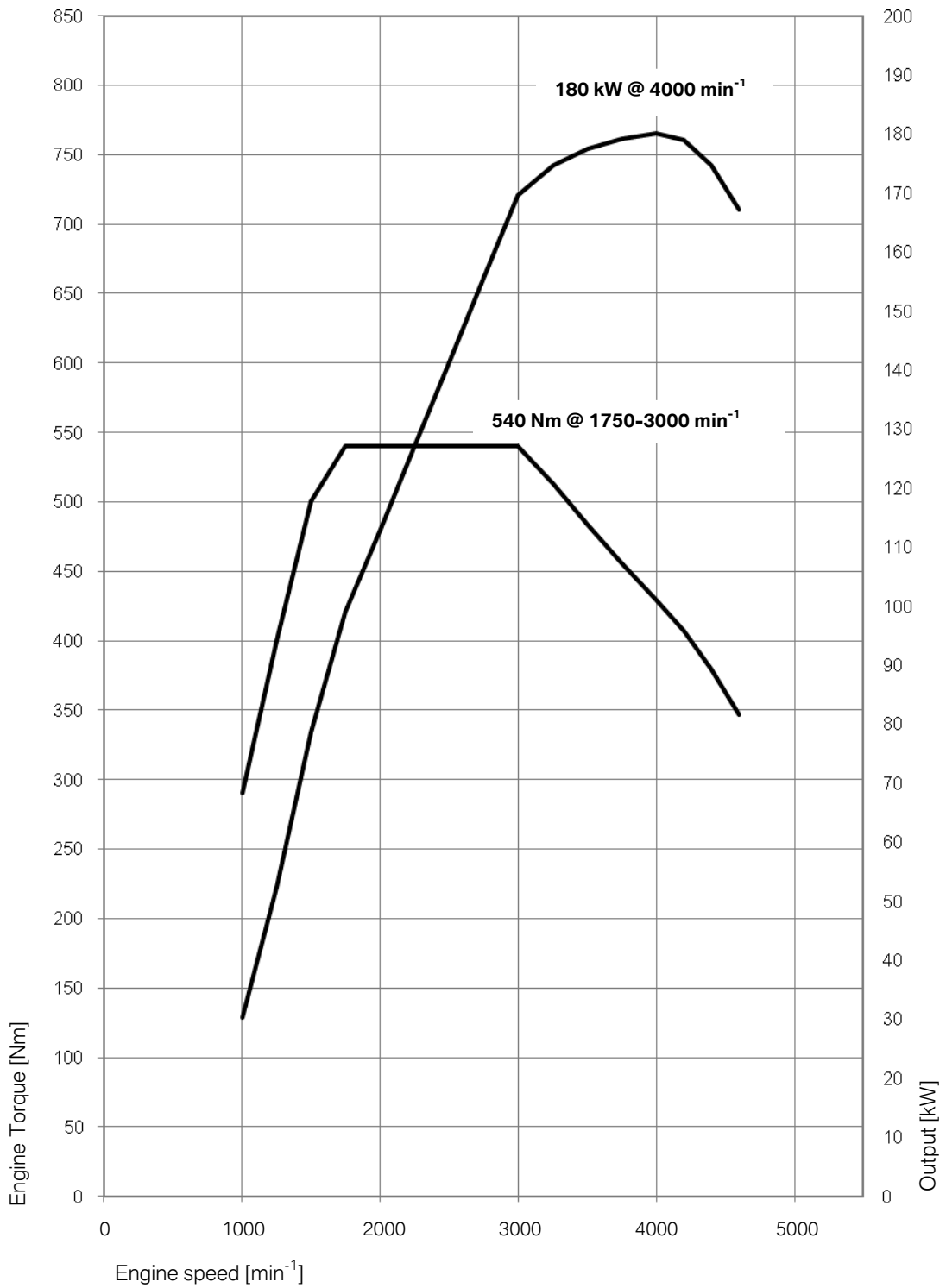




### BMW X5 xDrive40d



### BMW X5 xDrive30d



# Exterior and Interior Dimensions.

